

**(Jeeter) INFUSED JEETER STRAWBERRY COUGH PREROLL 0.5G X 5, 1G, 2G, 0.5G**

Sample ID: 2410EAZ0311.1196  
Strain: STRAWBERRY COUGH  
Matrix: Plant  
Type: Enhanced/Infused Preroll  
Batch#: DFAZ-STRCOU-102324

Collected: 10/30/2024  
Received: 10/30/2024  
Completed: 11/01/2024 06:38 PM  
Sample Size: 11.2 g;

Harvest Date: 07/30/2024  
Manufacture Date: 10/23/2024  
External Lot ID#:  
Production Method: Indoor

Client  
**Jeeter**  
Lic. # 00000066DCBO00410690  
2626 South Roosevelt Street,  
Tempe, AZ, 85282



**Summary**

| Test                 | Date Tested | Instr. Method     | Result   |
|----------------------|-------------|-------------------|----------|
| Batch                |             |                   |          |
| Cannabinoids         | 10/30/2024  | LC-UV VIS         | Complete |
| Terpenes             | 11/01/2024  | GC-MS             | Complete |
| Pesticides           | 10/30/2024  | LC-MS             | Pass     |
| Mycotoxins           | 10/31/2024  | ELISA             | Pass     |
| Residual Solvents    | 10/30/2024  | HS-GC-MS          | Pass     |
| Microbial Impurities | 10/31/2024  | 3M Plating & qPCR | Pass     |
| Heavy Metals         | 10/31/2024  | ICP-MS            | Pass     |

**Cannabinoids**

Method: SOPAZ\_M-CANNABINOIDS

|                              |                        |                                       |
|------------------------------|------------------------|---------------------------------------|
| <b>41.146 %</b><br>Total THC | <b>ND</b><br>Total CBD | <b>41.536 %</b><br>Total Cannabinoids |
|------------------------------|------------------------|---------------------------------------|

| Analytes                   | LOQ   | Result        | Result        | Q  |
|----------------------------|-------|---------------|---------------|----|
|                            | mg/g  | %             | mg/g          |    |
| THCA                       | 0.741 | 45.214        | 452.14        |    |
| Δ9 THC                     | 0.741 | 1.494         | 14.94         |    |
| Δ8 THC                     | 0.741 | ND            | ND            |    |
| THCVA                      | 0.741 | 0.151         | 1.51          |    |
| THCV                       | 0.741 | ND            | ND            |    |
| CBDA                       | 0.741 | ND            | ND            |    |
| CBD                        | 0.741 | ND            | ND            |    |
| CBN                        | 0.741 | ND            | ND            |    |
| CBGA                       | 0.741 | 0.293         | 2.93          |    |
| CBG                        | 0.741 | ND            | ND            |    |
| CBCA                       | 0.741 | ND            | ND            |    |
| CBC                        | 0.741 | ND            | ND            |    |
| <b>Total THC</b>           |       | <b>41.146</b> | <b>411.46</b> |    |
| <b>Total CBD</b>           |       | <b>ND</b>     | <b>ND</b>     |    |
| <b>Total Cannabinoids</b>  |       | <b>41.536</b> | <b>415.36</b> | Q3 |
| <b>Sum of Cannabinoids</b> |       | <b>47.151</b> | <b>471.51</b> | Q3 |

Total THC = THCa \* 0.877 + Δ9-THC; Total CBD = CBDA \* 0.877 + CBD; Total Cannabinoids = (cannabinoid acid forms \* 0.877) + cannabinoids; Sum of Cannabinoids = cannabinoid acid forms + cannabinoids; LOQ = Limit of Quantitation; NT = Not Tested; ND = Not Detected Moisture Method: SOPAZ\_M-MOISTURE



*Kevin Nolan*  
Kevin Nolan  
Laboratory Technical Director | 11/01/2024

*Firas Haddad*  
Firas Haddad  
Laboratory Manager | 11/01/2024



**(Jeeter) INFUSED JEETER STRAWBERRY COUGH PREROLL 0.5G X 5, 1G, 2G, 0.5G**

Sample ID: 2410EAZ0311.1196  
Strain: STRAWBERRY COUGH  
Matrix: Plant  
Type: Enhanced/Infused Preroll  
Batch#: DFAZ-STRCOU-102324

Collected: 10/30/2024  
Received: 10/30/2024  
Completed: 11/01/2024 06:38 PM  
Sample Size: 11.2 g;

Harvest Date: 07/30/2024  
Manufacture Date: 10/23/2024  
External Lot ID#:  
Production Method: Indoor

Client  
**Jeeter**  
Lic. # 00000066DCBO00410690  
2626 South Roosevelt Street,  
Tempe, AZ, 85282

Terpenes






Method: SOPAZ\_M-TERPENES

| Analytes            | LOQ   | Result       | Result       | Q         |
|---------------------|-------|--------------|--------------|-----------|
|                     | mg/g  | mg/g         | %            |           |
| β-Caryophyllene     | 0.194 | 3.486        | 0.349        | Q3        |
| Linalool            | 0.194 | 1.544        | 0.154        | Q3        |
| α-Humulene          | 0.194 | 0.878        | 0.088        | Q3        |
| α-Bisabolol         | 0.969 | <LOQ         | <LOQ         | Q3        |
| Caryophyllene Oxide | 0.969 | <LOQ         | <LOQ         | Q3        |
| δ-Limonene          | 0.194 | 0.302        | 0.030        | Q3        |
| β-Myrcene           | 0.194 | 0.236        | 0.024        | Q3        |
| β-Pinene            | 0.194 | <LOQ         | <LOQ         | Q3        |
| trans-B-ocimene     | 0.194 | <LOQ         | <LOQ         | Q3        |
| α-Pinene            | 0.194 | <LOQ         | <LOQ         | Q3        |
| Camphene            | 0.194 | <LOQ         | <LOQ         | Q3        |
| δ-3-Carene          | 0.194 | ND           | ND           | Q3        |
| α-Terpinene         | 0.194 | ND           | ND           | Q3        |
| p-Cymene            | 0.194 | ND           | ND           | Q3        |
| Eucalyptol          | 0.194 | ND           | ND           | Q3        |
| cis-B-ocimene       | 0.194 | ND           | ND           | Q3        |
| γ-Terpinene         | 0.194 | ND           | ND           | Q3        |
| Terpinolene         | 0.194 | ND           | ND           | Q3        |
| Isopulegol          | 0.969 | ND           | ND           | Q3        |
| Geraniol            | 0.969 | ND           | ND           | Q3        |
| cis-Nerolidol       | 0.388 | ND           | ND           | Q3        |
| trans-Nerolidol     | 0.233 | ND           | ND           | Q3        |
| Guaiol              | 0.969 | ND           | ND           | Q3        |
| <b>Total</b>        |       | <b>6.446</b> | <b>0.645</b> | <b>Q3</b> |

Date Tested: 11/01/2024

LOQ = Limit of Quantitation; NT = Not Tested; ND = Not Detected.

Primary Aromas

|  |   |   |  |   |
|--|---|---|--|---|
| <br>Clove | <br>Lavender | <br>Hops | <br>Chamomile | <br>Pepper |
|--|---|---|--|---|



*Kevin Nolan*  
Kevin Nolan  
Laboratory Technical Director | 11/01/2024

*Firas Haddad*  
Firas Haddad  
Laboratory Manager | 11/01/2024



**(Jeeter) INFUSED JEETER STRAWBERRY COUGH PREROLL 0.5G X 5, 1G, 2G, 0.5G**

Sample ID: 2410EAZ0311.1196  
Strain: STRAWBERRY COUGH  
Matrix: Plant  
Type: Enhanced/Infused Preroll  
Batch#: DFAZ-STRCOU-102324

Collected: 10/30/2024  
Received: 10/30/2024  
Completed: 11/01/2024 06:38 PM  
Sample Size: 11.2 g;

Harvest Date: 07/30/2024  
Manufacture Date: 10/23/2024  
External Lot ID#:  
Production Method: Indoor

Client  
**Jeeter**  
Lic. # 00000066DCBO00410690  
2626 South Roosevelt Street,  
Tempe, AZ, 85282

**Pesticides**

Method: SOPAZ\_M-PESTICIDES

| Analytes            | LOQ   | Limit | Result | Status | Q | Analytes           | LOQ   | Limit | Result | Status | Q |
|---------------------|-------|-------|--------|--------|---|--------------------|-------|-------|--------|--------|---|
|                     | ppm   | ppm   | ppm    |        |   |                    | ppm   | ppm   | ppm    |        |   |
| Abamectin B1a       | 0.119 | 0.500 | ND     | Pass   |   | Imidacloprid       | 0.196 | 0.400 | ND     | Pass   |   |
| Acephate            | 0.196 | 0.400 | ND     | Pass   |   | Kresoxim-methyl    | 0.196 | 0.400 | ND     | Pass   |   |
| Acetamiprid         | 0.098 | 0.200 | ND     | Pass   |   | Malathion          | 0.098 | 0.200 | ND     | Pass   |   |
| Aldicarb            | 0.196 | 0.400 | ND     | Pass   |   | Metalaxyl          | 0.098 | 0.200 | ND     | Pass   |   |
| Azoxystrobin        | 0.098 | 0.200 | ND     | Pass   |   | Methiocarb         | 0.098 | 0.200 | ND     | Pass   |   |
| Bifenazate          | 0.098 | 0.200 | ND     | Pass   |   | Methomyl           | 0.196 | 0.400 | ND     | Pass   |   |
| Bifenthrin          | 0.049 | 0.200 | ND     | Pass   |   | Myclobutanil       | 0.098 | 0.200 | ND     | Pass   |   |
| Boscalid            | 0.196 | 0.400 | ND     | Pass   |   | Naled              | 0.245 | 0.500 | ND     | Pass   |   |
| Carbaryl            | 0.098 | 0.200 | ND     | Pass   |   | Oxamyl             | 0.489 | 1.000 | ND     | Pass   |   |
| Carbofuran          | 0.098 | 0.200 | ND     | Pass   |   | Paclobutrazol      | 0.196 | 0.400 | ND     | Pass   |   |
| Chlorantraniliprole | 0.098 | 0.200 | ND     | Pass   |   | Permethrins        | 0.049 | 0.200 | ND     | Pass   |   |
| Chlorpyrifos        | 0.049 | 0.200 | ND     | Pass   |   | Phosmet            | 0.098 | 0.200 | ND     | Pass   |   |
| Clofentezine        | 0.098 | 0.200 | ND     | Pass   |   | Piperonyl Butoxide | 0.489 | 2.000 | ND     | Pass   |   |
| Cypermethrin        | 0.489 | 1.000 | ND     | Pass   |   | Prallethrin        | 0.098 | 0.200 | ND     | Pass   |   |
| Daminozide          | 0.489 | 1.000 | ND     | Pass   |   | Propiconazole      | 0.196 | 0.400 | ND     | Pass   |   |
| Diazinon            | 0.098 | 0.200 | ND     | Pass   |   | Propoxur           | 0.098 | 0.200 | ND     | Pass   |   |
| Dichlorvos          | 0.049 | 0.100 | ND     | Pass   |   | Pyrethrins         | 0.445 | 1.000 | ND     | Pass   |   |
| Dimethoate          | 0.098 | 0.200 | ND     | Pass   |   | Pyridaben          | 0.049 | 0.200 | ND     | Pass   |   |
| Ethoprophos         | 0.098 | 0.200 | ND     | Pass   |   | Spinosad           | 0.098 | 0.200 | ND     | Pass   |   |
| Etofenprox          | 0.098 | 0.400 | ND     | Pass   |   | Spiromesifen       | 0.098 | 0.200 | ND     | Pass   |   |
| Etoazole            | 0.098 | 0.200 | ND     | Pass   |   | Spirotetramat      | 0.098 | 0.200 | ND     | Pass   |   |
| Fenoxycarb          | 0.098 | 0.200 | ND     | Pass   |   | Spiroxamine        | 0.196 | 0.200 | ND     | Pass   |   |
| Fenpyroximate       | 0.196 | 0.400 | ND     | Pass   |   | Tebuconazole       | 0.196 | 0.400 | ND     | Pass   |   |
| Fipronil            | 0.196 | 0.400 | ND     | Pass   |   | Thiacloprid        | 0.098 | 0.200 | ND     | Pass   |   |
| Flonicamid          | 0.489 | 1.000 | ND     | Pass   |   | Thiamethoxam       | 0.098 | 0.200 | ND     | Pass   |   |
| Fludioxonil         | 0.196 | 0.400 | ND     | Pass   |   | Trifloxystrobin    | 0.098 | 0.200 | ND     | Pass   |   |
| Hexythiazox         | 0.245 | 1.000 | ND     | Pass   |   | Chlorfenapyr       | 0.489 | 1.000 | ND     | Pass   |   |
| Imazalil            | 0.098 | 0.200 | ND     | Pass   |   | Cyfluthrin         | 0.489 | 1.000 | ND     | Pass   |   |

Date Tested: 10/30/2024

LOQ = Limit of Quantitation; NT = Not Tested; ND = Not Detected.

**Mycotoxins**

Method: SOPAZ\_M-MYCOTOXINS

| Analytes         | LOQ   | Limit | Result | Status | Q |
|------------------|-------|-------|--------|--------|---|
|                  | µg/kg | µg/kg | µg/kg  |        |   |
| Total Aflatoxins | 9.31  | 20.00 | ND     | Pass   |   |
| Ochratoxin A     | 9.31  | 20.00 | ND     | Pass   |   |

Date Tested: 10/31/2024

LOQ = Limit of Quantitation; NT = Not Tested; ND = Not Detected.



*Kevin Nolan*  
Kevin Nolan  
Laboratory Technical Director | 11/01/2024

*Firas Haddad*  
Firas Haddad  
Laboratory Manager | 11/01/2024



**(Jeeter) INFUSED JEETER STRAWBERRY COUGH PREROLL 0.5G X 5, 1G, 2G, 0.5G**

Sample ID: 2410EAZ0311.1196  
Strain: STRAWBERRY COUGH  
Matrix: Plant  
Type: Enhanced/Infused Preroll  
Batch#: DFAZ-STRCOU-102324

Collected: 10/30/2024  
Received: 10/30/2024  
Completed: 11/01/2024 06:38 PM  
Sample Size: 11.2 g;

Harvest Date: 07/30/2024  
Manufacture Date: 10/23/2024  
External Lot ID#:  
Production Method: Indoor

Client  
**Jeeter**  
Lic. # 00000066DCBO00410690  
2626 South Roosevelt Street,  
Tempe, AZ, 85282

**Residual Solvents**

Method: SOPAZ\_M-RES\_SOLVENTS

| Analytes          | LOD    | LOQ     | Limit   | Result | Status | Q  |
|-------------------|--------|---------|---------|--------|--------|----|
|                   | ppm    | ppm     | ppm     | ppm    |        |    |
| Methanol          | 51.93  | 611.09  | 3000.00 | ND     | Pass   |    |
| Ethanol           | 104.15 | 1037.55 | 5000.00 | ND     | Pass   |    |
| Ethyl ether       | 97.74  | 1023.16 | 5000.00 | ND     | Pass   |    |
| Acetone           | 18.30  | 201.76  | 1000.00 | ND     | Pass   |    |
| 2-Propanol (IPA)  | 101.23 | 988.49  | 5000.00 | ND     | Pass   |    |
| Acetonitrile      | 23.54  | 92.91   | 410.00  | ND     | Pass   | V1 |
| Dichloromethane   | 10.28  | 123.87  | 600.00  | ND     | Pass   |    |
| Ethyl acetate     | 90.47  | 1016.13 | 5000.00 | ND     | Pass   |    |
| Chloroform        | 1.51   | 12.53   | 60.00   | ND     | Pass   |    |
| Benzene           | 0.14   | 0.38    | 2.00    | ND     | Pass   |    |
| Isopropyl acetate | 90.14  | 1012.36 | 5000.00 | ND     | Pass   |    |
| Heptane           | 88.16  | 1002.88 | 5000.00 | ND     | Pass   |    |
| Toluene           | 17.22  | 174.53  | 890.00  | ND     | Pass   |    |
| Butanes           | 589.62 | 969.91  | 5000.00 | ND     | Pass   |    |
| Hexanes           | 34.48  | 58.68   | 290.00  | <LOQ   | Pass   |    |
| Pentanes          | 589.62 | 979.25  | 5000.00 | ND     | Pass   |    |
| Xylenes           | 513.54 | 844.67  | 2170.00 | ND     | Pass   |    |

Date Tested: 10/30/2024

LOQ = Limit of Quantitation; NT = Not Tested; ND = Not Detected.

**Microbial Impurities**

Method: SOPAZ\_M-ECOLI

| Analytes         | Result | Limit       | Status | Q |
|------------------|--------|-------------|--------|---|
| Escherichia coli | 0      | < 100 CFU/g | Pass   |   |

Date Tested: 10/31/2024

Method: SOPAZ\_M-MICROBIALS

| Analytes              | Result       | Limit                    | Status | Q |
|-----------------------|--------------|--------------------------|--------|---|
| Salmonella spp        | Not Detected | Not Detected in One Gram | Pass   |   |
| Aspergillus flavus    | Not Detected | Not Detected in One Gram | Pass   |   |
| Aspergillus niger     | Not Detected | Not Detected in One Gram | Pass   |   |
| Aspergillus fumigatus | Not Detected | Not Detected in One Gram | Pass   |   |
| Aspergillus terreus   | Not Detected | Not Detected in One Gram | Pass   |   |

Date Tested: 10/31/2024



*Kevin Nolan*  
Kevin Nolan  
Laboratory Technical Director | 11/01/2024

*Firas Haddad*  
Firas Haddad  
Laboratory Manager | 11/01/2024



**(Jeeter) INFUSED JEETER STRAWBERRY COUGH PREROLL 0.5G X 5, 1G, 2G, 0.5G**

Sample ID: 2410EAZ0311.1196  
Strain: STRAWBERRY COUGH  
Matrix: Plant  
Type: Enhanced/Infused Preroll  
Batch#: DFAZ-STRCOU-102324

Collected: 10/30/2024  
Received: 10/30/2024  
Completed: 11/01/2024 06:38 PM  
Sample Size: 11.2 g;

Harvest Date: 07/30/2024  
Manufacture Date: 10/23/2024  
External Lot ID#:  
Production Method: Indoor

Client  
**Jeeter**  
Lic. # 00000066DCBO00410690  
2626 South Roosevelt Street,  
Tempe, AZ, 85282

**Heavy Metals**

Method: SOPAZ\_M-HEAVYMETALS

| Analytes | LOD   | LOQ   | Limit | Result | Status | Q |
|----------|-------|-------|-------|--------|--------|---|
|          | ppm   | ppm   | ppm   | ppm    |        |   |
| Arsenic  | 0.033 | 0.098 | 0.400 | ND     | Pass   |   |
| Cadmium  | 0.034 | 0.098 | 0.400 | ND     | Pass   |   |
| Mercury  | 0.026 | 0.073 | 0.200 | ND     | Pass   |   |
| Lead     | 0.137 | 0.415 | 1.000 | ND     | Pass   |   |

Date Tested: 10/31/2024

LOQ = Limit of Quantitation; NT = Not Tested; ND = Not Detected.



*Kevin Nolan*  
Kevin Nolan  
Laboratory Technical Director | 11/01/2024

*Firas Haddad*  
Firas Haddad  
Laboratory Manager | 11/01/2024



**(Jeeter) INFUSED JEETER STRAWBERRY COUGH PREROLL 0.5G X 5, 1G, 2G, 0.5G**

Sample ID: 2410EAZ0311.1196  
Strain: STRAWBERRY COUGH  
Matrix: Plant  
Type: Enhanced/Infused Preroll  
Batch#: DFAZ-STRCOU-102324

Collected: 10/30/2024  
Received: 10/30/2024  
Completed: 11/01/2024 06:38 PM  
Sample Size: 11.2 g;

Harvest Date: 07/30/2024  
Manufacture Date: 10/23/2024  
External Lot ID#:  
Production Method: Indoor


Client  
**Jeeter**  
Lic. # 00000066DCBO00410690  
2626 South Roosevelt Street,  
Tempe, AZ, 85282

## Qualifier Legend

- B1** *The target analyte detected in the calibration blank required or the method blank is at or above the limit of quantitation, but the sample result for potency testing, is below the limit of quantitation.*
- B2** *The target analyte detected in the calibration blank required or the method blank is at or above the limit of quantitation, but the sample result when testing for pesticides, fungicides, growth regulators, mycotoxins, heavy metals, or residual solvents, is below the maximum allowable concentration.*
- D1** *The limit of quantitation and the sample results were adjusted to reflect sample dilution.*
- I1** *The relative intensity of a characteristic ion in a sample analyte exceeded the acceptance with respect to the reference spectra, indicating interference.*
- L1** *When testing for pesticides, fungicides, herbicides, growth regulators, heavy metals, or residual solvents, the percent recovery of a laboratory control sample is greater than the acceptance limits, but the sample's target analytes were not detected above the maximum allowable concentrations for the analytes in the sample.*
- M1** *The recovery from the matrix spike was high, but the recovery from the laboratory control sample was within acceptance criteria.*
- M2** *The recovery from the matrix spike was low, but the recovery from the laboratory control sample was within acceptance criteria.*
- M3** *The recovery from the matrix spike was unusable because the analyte concentration was disproportionate to the spike level, but the recovery from the laboratory control sample was within acceptance criteria.*
- M4** *The analysis of a spiked sample required a dilution such that the spike recovery calculation does not provide useful information, but the recovery from the associated laboratory control sample was within acceptance criteria.*
- M5** *The analyte concentration was determined by the method of standard addition, in which the standard is added directly to the aliquots of the analyzed sample.*
- N1** *A description of the variance is described in the final report of testing according to R9-17- 404.06(B)(3)(d)(ii)*
- Q1** *Sample integrity was not maintained.*
- Q2** *The sample is heterogeneous, and sample homogeneity could not be readily achieved using routine laboratory practices.*
- Q3** *Testing result is for informational purposes only and cannot be used to satisfy dispensary testing requirements in R9-17-317.01(A) or labeling requirements in R9-17-317.*
- R1** *The relative percent difference for the laboratory control sample and duplicate exceeded the limit, but the recovery was within acceptance criteria.*
- R2** *The relative percent difference for a sample and duplicate exceeded the limit.*
- V1** *The recovery from initial or continuing calibration verification standards is greater than the acceptance limits, but the sample's target analytes were not detected above the maximum allowable concentrations for the analytes in the sample.*

## Report Notes



  
Kevin Nolan  
Laboratory Technical Director | 11/01/2024

  
Firas Haddad  
Laboratory Manager | 11/01/2024

